

---

## **New Online Application For Ration Card**

---

### **Procedure for filing application for new ration card**

- Application can be filed at any service kiosk located at Bangalore One/ Karnataka One/ Private franchises/ Janasnehi Kendra/ Grama Panachayath/ POS shops.
- Applicant and the family members to be added need to provide Aadhar based bio-metric authentication at the stage of filing application. For children below 5 years, bio-metric authentication is not required but aadhar card is mandatory.
- No other document is required except the aadhar card.
- All the details i.e., Name, Photo, Age, Sex, Address, Mobile Number as appearing in the aadhar card of the applicant and his family members are copied automatically to the ration card application.
- At-least one member of the applicant's family should have the current address of their residence entered correctly in the aadhar card. If not, then at-least one member of the family should get his/her address updated to their current residence address by going to the aadhar enrolment centre.
- The mobile number to be provided should be registered in Aadhar card. If it is not done already, then at-least one family member's mobile should be registered in aadhar. But providing mobile number is not mandatory.
- The applicant should correctly select his ward no in urban areas and should correctly select his Grama Panchayath in rural areas.
- The applicant can choose any fair price shop of his choice within his Taluk/City.
- All the family members should preferably go together. If they go separately, then application fee has to be given every time. Application fee Rs. 50/-
- The eldest female member of the household can only be selected as Head of the household as per the provisions of National Food Security Act-2013.
- The application is sent automatically to the concerned Ward/ Grama Panchayath official for verification through computer software.
- The concerned official visits the house of the applicant for verification and approves the ration card if the applicant is found eligible.
- The applicant is informed through SMS at various stages i.e., Advance intimation about date of visit of the official to his place of residence for verification of his application, Approval/Rejection of his application.

## New Online Application For Ration Card

---

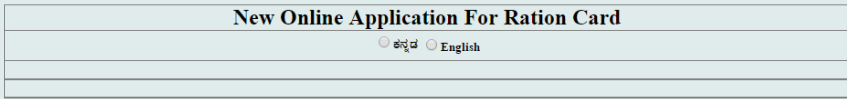
- Ration card is delivered to the doorstep of the applicant through Speed post within 15 days from the date of filing application under SAKALA. The applicant is required to pay Rs. 70/- to the post man.

“New Online Application for Ration Card” System facilitates the generation of Ration Card by the citizen themselves. This is an online System for applying for Ration Card and generating the Ration Card. The aim of this System is to make the Department services more accessible, cost-effective and transparent to the citizens.

Public can visit the Department of Food, Civil Supplies and Consumers Affairs Website to generate Ration Card. Visit the dept. website using URL <http://ahara.kar.nic.in>, and then select e-services menu. Under e-Ration sub menu provision to application and generate the new ration card can be seen

### **Aadhar is mandatory to apply for new Ration Card.**

On opening the site, the Applicant is prompted to select the preferred language, “Kannada” or “English”.



New Online Application For Ration Card
<input checked="" type="radio"/> ಕನ್ನಡ <input type="radio"/> English

Then, the Applicant is prompted to select the “New Ration Card Request” or “Edit Saved Request” options.

# New Online Application For Ration Card

---

New Online Application For Ration Card	
<input type="radio"/> New Ration Card Request <input type="radio"/> Edit Saved Request	

The Applicant can initiate a request for new Ration Card by selecting “New Ration Card Request”.

The Applicant has to select the Card Type applying for, Non-Priority Household (NPHH).

After the selecting the Non-Priority Household (NPHH) Card type, the Applicant is prompted to enter the Aadhar Number.

New Online Application For Ration Card	
<input checked="" type="radio"/> New Ration Card Request <input type="radio"/> Edit Saved Request	
Enter Your AADHAR No	<input type="text"/>
	<input type="button" value="Go"/> <input type="button" value="Clear"/>

On successful validation of Aadhar Number, the Applicant has to authenticate with One Time Password (OTP) to the Mobile Number registered with Aadhar or Finger Print Verification.

# New Online Application For Ration Card

The screenshot shows the initial application form. At the top, it says "New Online Application For Ration Card". Below this, there are two radio buttons: "New Ration Card Request" (which is selected) and "Edit Saved Request". The form has two main input sections. The first is "Enter Your AADHAR No." with a text box containing "XXXXXXXXXX" and "Go" and "Clear" buttons. The second is "Select Authentication Type" with two radio buttons: "One Time Password (OTP) to Mobile registered with this Aadhar" (selected) and "Finger Print Verification".

## One Time Password (OTP) Authentication:


If the Applicant selects the One Time Password (OTP) to the Mobile Number registered with Aadhar authentication type, then an OTP SMS will be sent to the Mobile Number which has been registered with the Aadhar Number from the Department.

This screenshot shows the OTP authentication step. A modal dialog box is open with the text: "OTP has been sent to your Mobile Number which is registered with AADHAR/UID Number. Please enter it for verification." and an "OK" button. Below the dialog, the form is updated. The "Select Authentication Type" section now has "One Time Password (OTP) to Mobile registered with this Aadhar" selected. A new input field "Enter OTP \* Sent To Your AADHAR Registered Mobile No." is added with a "Go" button. At the bottom left, there is a status bar that says "Waiting for 164.100.80.172...".

The Applicant has to enter the received OTP which is then verified.

On successful verification of OTP Aadhar details will be displayed.

# New Online Application For Ration Card

New Online Application For Ration Card								
<input checked="" type="radio"/> New Ration Card Request <input type="radio"/> Edit Saved Request								
Enter Your AADHAR No	XXXXXXXXXX						Go	Clear
Select Authentication Type	<input checked="" type="radio"/> One Time Password (OTP) to Mobile registered with this Aadhar <input type="radio"/> Finger Print Verification							
Enter OTP * Sent To Your AADHAR Registered Mobile No.	<input type="text"/>						Go	
This Information is pulled from Aadhar database of the selected Aadhar.If you want to add this member to the RC,select 'ADD' button								
Name	Name in Kannada	Member's Date Of Birth	Member's Year Of Birth	Gender	AADHAR No	Mobile No.	Photo	
Sneha N	ಸ್ನೇಹ ಎನ್	28/08/1990		Female	XXXXXXXXXX	XXXXXXXXXX		
							Add	

## Fingerprint Verification: Single Bio Verification and Multiple Bio Verification

If the Applicant selects Fingerprint Verification authentication type, then the Applicant has to capture single fingerprint or any two fingerprint according to the selected Bio authentication type and verify.

New Online Application For Ration Card								
<input checked="" type="radio"/> New Ration Card Request <input type="radio"/> Edit Saved Request								
Enter Your AADHAR No	XXXXXXXXXX						Go	Clear
Select Authentication Type	<input type="radio"/> One Time Password (OTP) to Mobile registered with this Aadhar <input checked="" type="radio"/> Finger Print Verification							
select bio verification type	<input type="radio"/> Single Bio verification <input type="radio"/> Multiple Bio Verification							

# New Online Application For Ration Card

### New Online Application For Ration Card

New Ration Card Request     Edit Saved Request

Enter Your AADHAR No:        

Select Authentication Type:     One Time Password (OTP) to Mobile registered with this Aadhar     Finger Print Verification

Put Single Finger for Bio-Verification

Finger print Image

This Information is pulled from Aadhar database of the selected Aadhar.If you want to add this member to the RC,select 'ADD' button

Name	Name in Kannada	Member's Date Of Birth	Member's Year Of Birth	Gender	AADHAR No	Mobile No.	Photo
Sneha N	ಸ್ನೇಹ ಎನ್	28/08/1990		Female	XXXXXXXXXX	XXXXXXXXXX	

### New Online Application For Ration Card

New Ration Card Request     Edit Saved Request

Enter Your AADHAR No:        

Select Authentication Type:     One Time Password (OTP) to Mobile registered with this Aadhar     Finger Print Verification

Put two Fingers for Bio-Verification

Fingerprint Image

This Information is pulled from Aadhar database of the selected Aadhar.If you want to add this member to the RC,select 'ADD' button

Name	Name in Kannada	Member's Date Of Birth	Member's Year Of Birth	Gender	AADHAR No	Mobile No.	Photo
Sneha N	ಸ್ನೇಹ ಎನ್	28/08/1990		Female	XXXXXXXXXX	XXXXXXXXXX	

On successful verification of Fingerprint, the entered Aadhar details will be displayed.

If the Applicant feels that the Aadhar Details are correct, then the Applicant can click on the “Add” Button so that the Application is accepted and an Application Number is generated.

If suppose the Ration Card members already exists for the entered Aadhar Number, then the Applicant has delete duplicate members. Without deleting the duplicate Card members Applicant cannot apply for new Ration Card.

# New Online Application For Ration Card

**New Online Application For Ration Card**

New Ration Card Request    Edit Saved Request

Enter Your AADHAR No.

Duplicate Members

Member Name	Member Name in Kannada	Member's Date Of Birth	Member's Year Of Birth	Gender	Relationship	AADHAR No	PRC Number
Sneha N	ಸ್ನೇಹ ಎನ್	28/08/1990	0	Female	Younger Sister	XXXXXXXXXX	<a href="#">20200344852</a>

Entered AADHAR No. is already coded with another member. Do you want to delete it?  Yes  No

Apps   Data Operations

164.100.80.172 says:  
Are you sure you want to delete the member from Card number ?

Enter Your AADHAR No.

Duplicate Members

Member Name	Member Name in Kannada	Member's Date Of Birth	Member's Year Of Birth	Gender	Relationship	AADHAR No	PRC Number
Sneha N	ಸ್ನೇಹ ಎನ್	28/08/1990	0	Female	Younger Sister	XXXXXXXXXX	<a href="#">20200344852</a>

Entered AADHAR No. is already coded with another member. Do you want to delete it?  Yes  No

If the deleted Card member is the head of the family, then the Applicant has to assign the new Head of Family (HOF) and the relationship of other Members with the HOF. If female members greater than eighteen years of Age are the members of the existing Ration Card, then eldest female member should be selected as the HOF.

# New Online Application For Ration Card

**New Online Application For Ration Card**

New Ration Card Request    Edit Saved Request

Enter Your AADHAR No.

**Change Relation**

Member Name	Ration Card No.	Select the Relation
Chandra	CRP14115628	<input type="text" value="Select Relation"/>
B B Lakshmi Devi	CRP14115628	<input type="text" value="Select Relation"/>

Message from webpage

Since deleted member is the Head of family, Kindly assign the new HOF and relation of other members to HOF

After updating the relationship for all the members, the Application Number is generated as shown in below Screen using which the Applicant can edit the Application. The Applicant has to authenticate for editing the Application.

**New Online Application For Ration Card**

New Ration Card Request    Edit Saved Request

Enter Application No.

Enter Your AADHAR No.

Name	Name in Kannada	Member's Date Of Birth	Member's Year Of Birth	Gender	AADHAR No	Mobile No.	Photo	Status	Select the Members to be deleted
Sneha N	ಸ್ನೇಹ ಎನ್	28/08/1990		Female	XXXXXXXXXX	XXXXXXXXXX		ADDED	<input type="checkbox"/>

Note : select the member in check box and click "Delete / Add again" button to delete.To add again Uncheck it and click on "Delete/Add again" button  
 Your Application No. is 208629665

To add other members to the Application, then the same process mentioned above has to be followed.



# New Online Application For Ration Card

### New Online Application For Ration Card

New Ration Card Request     Edit Saved Request

Enter Application No. 208629665

Enter Your AADHAR No.  Go Clear

Name	Name in Kannada	Member's Date Of Birth	Member's Year Of Birth	Gender	AADHAR No	Mobile No.	Photo	Status	Select the Members to be deleted
Sneha N	ಸೌಮ್ಯ ಎನ್	28/08/1990		Female	XXXXXXXXXX	XXXXXXXXXX		ADDED	<input type="checkbox"/>
Shashikala G S	ಶಶಿಕಲಾ ಜಿ ಎಸ್	28/07/1990		Female	XXXXXXXXXX	0		ADDED	<input type="checkbox"/>

Delete/Add again

Note : select the member in check box and click "Delete / Add again" button to delete.To add again Uncheck it and click on "Delete/Add again" button  
Your Application No. is 208629665

Add member    Next Stage

To delete a Member from the Application, select the Member to be deleted and click on “Delete/Add again” Button.

To add a deleted member again, unselect the deleted Member and click on “Delete/Add again” Button.

164.100.80.172 says:

Member deletion is Successful

OK

### New Online Application For Ration Card

New Ration Card Request     Edit Saved Request

Enter Application No. 208629665

Enter Your AADHAR No.  Go Clear

Name	Name in Kannada	Member's Date Of Birth	Member's Year Of Birth	Gender	AADHAR No	Mobile No.	Photo	Status	Select the Members to be deleted
Sneha N	ಸೌಮ್ಯ ಎನ್	28/08/1990		Female	XXXXXXXXXX	XXXXXXXXXX		ADDED	<input type="checkbox"/>
Shashikala G S	ಶಶಿಕಲಾ ಜಿ ಎಸ್	28/07/1990		Female	XXXXXXXXXX	0		ADDED	<input checked="" type="checkbox"/>

Delete/Add again

Note : select the member in check box and click "Delete / Add again" button to delete.To add again Uncheck it and click on "Delete/Add again" button  
Your Application No. is 208629665

Add member    Next Stage

# New Online Application For Ration Card

After the addition of members, the Applicant has to click on “Next Stage” Button. The following Screen appears prompting the Applicant to select the Address for the Ration Card and Mobile Number for receiving SMS from the Department.

After selecting the Address for the Ration Card and the Mobile Number and clicking on the “Next Stage” Button, below Screen appears alerting the Applicant to which “District” and “Taluk” the Ration Card will be generated based on the selected Address.

Here, the Applicant has to select the Shop from where the Ration shall be drawn.

# New Online Application For Ration Card

After the Applicant selects the Shop, based on the location (Urban/Rural) of the Shop, the Applicant is prompted to select the City (Urban location) and Ward Number and Name or Panchayat (Rural location) respectively.

New Online Application For Ration Card									
<input checked="" type="radio"/> New Ration Card Request <input type="radio"/> Edit Saved Request Enter Application No. 208629665									
Address								Mobile No.	Card Type Applied
D/O: NARAYANAPPA#203 6TH CROSS 13TH MAIN ROAD D GROUP LAYOUT A BLOCK OPP 1ST WATER TANK 560091								XXXXXXXXXX	Non-Priority Household (NPHH)
Name	Name in Kannada	Member's Date Of Birth	Member's Year Of Birth	Gender	AADHAR No	Mobile No.	Photo	Status	Select the Members to be deleted
Sneha N	ಸ್ನೇಹ ಎನ್	28/08/1990		Female	XXXXXXXXXX	XXXXXXXXXX		ADDED	<input type="checkbox"/>
Shashikala G S	ಶಶಿಕಲಾ ಜಿ ಎಸ್	28/07/1990		Female	XXXXXXXXXX	0		ADDED	<input type="checkbox"/>
Delete/Add again									
[1]	Select Your Area of The Address				<input checked="" type="radio"/> Urban/IRA <input type="radio"/> Rural				
[2]	Select FPD Shop				89-JAYARAMAIAH SHIGEHALLI -RURAL				
The area type of your residential address at sl no (1) viz., Urban or Rural, would be automatically selected by the computer, depending on the area in which the selected ration shop i.e., the ration shop selected at SL.No. (2), is located. At sl no (2), you may choose any ration shop convenient to you in the city or rural area of the taluk in which your residence is located. The chosen shop may not necessarily be within the ward (city)/GP(rural) where your residence is located. But thereafter at sl no (3) , you are required to correctly choose the ward(city)/GP(rural) where your residence is located, as this is required for transferring your application for verification to the concerned ward/GP official. Please carefully fill this information as wrong selection of ward/GP may result in rejection of your application.									
[3]	Panchayat				Select Panchayat				
Next Stage									

New Online Application For Ration Card									
<input checked="" type="radio"/> New Ration Card Request <input type="radio"/> Edit Saved Request Enter Application No. 208629665									
Address								Mobile No.	Card Type Applied
D/O: NARAYANAPPA#203 6TH CROSS 13TH MAIN ROAD D GROUP LAYOUT A BLOCK OPP 1ST WATER TANK 560091								XXXXXXXXXX	Non-Priority Household (NPHH)
Name	Name in Kannada	Member's Date Of Birth	Member's Year Of Birth	Gender	AADHAR No	Mobile No.	Photo	Status	Select the Members to be deleted
Sneha N	ಸ್ನೇಹ ಎನ್	28/08/1990		Female	XXXXXXXXXX	XXXXXXXXXX		ADDED	<input type="checkbox"/>
Shashikala G S	ಶಶಿಕಲಾ ಜಿ ಎಸ್	28/07/1990		Female	XXXXXXXXXX	0		ADDED	<input type="checkbox"/>
Delete/Add again									
[1]	Select Your Area of The Address				<input checked="" type="radio"/> Urban/IRA <input type="radio"/> Rural				
[2]	Select FPD Shop				81-C. C. S. JAIBHUVANESHWARI NAGARA-UR				
The area type of your residential address at sl no (1) viz., Urban or Rural, would be automatically selected by the computer, depending on the area in which the selected ration shop i.e., the ration shop selected at SL.No. (2), is located. At sl no (2), you may choose any ration shop convenient to you in the city or rural area of the taluk in which your residence is located. The chosen shop may not necessarily be within the ward (city)/GP(rural) where your residence is located. But thereafter at sl no (3) , you are required to correctly choose the ward(city)/GP(rural) where your residence is located, as this is required for transferring your application for verification to the concerned ward/GP official. Please carefully fill this information as wrong selection of ward/GP may result in rejection of your application.									
[3]	City				Select City				
Next Stage									

# New Online Application For Ration Card

New Online Application For Ration Card										
<input checked="" type="radio"/> New Ration Card Request <input type="radio"/> Edit Saved Request										
Enter Application No. 208629665										
Address								Mobile No.	Card Type Applied	
D/O: NARAYANAPPA#203 6TH CROSS 13TH MAIN ROAD D GROUP LAYOUT A BLOCK OPP 1ST WATER TANK 560091								XXXXXXXXXX	Non-Priority Household (NPHH)	
Name	Name in Kannada	Member's Date Of Birth	Member's Year Of Birth	Gender	AADHAR No	Mobile No.	Photo	Status	Select the Members to be deleted	
Sueha N	ಸೌಹೇಬ್ ಎನ್	28/08/1990		Female	XXXXXXXXXX	XXXXXXXXXX		ADDED	<input type="checkbox"/>	
Shashikala G S	ಶಶಿಕಲಾ ಜಿ ಎಸ್	28/07/1990		Female	XXXXXXXXXX	0		ADDED	<input type="checkbox"/>	
<a href="#">Delete/Add again</a>										
[1]	Select Your Area of The Address				<input checked="" type="radio"/> Urban/TRA <input type="radio"/> Rural					
[2]	Select FPD Shop				81-C. C. S. JAIBHUVANESHWARI NAGARA-(UR ▼)					
<p>The area type of your residential address at sl no (1) viz., Urban or Rural, would be automatically selected by the computer, depending on the area in which the selected ration shop i.e., the ration shop selected at SL.No. (2), is located.</p> <p>At sl no (2), you may choose any ration shop convenient to you in the city or rural area of the taluk in which your residence is located. The chosen shop may not necessarily be within the ward (city)/GP(rural) where your residence is located.</p> <p>But thereafter at sl no (3), you are required to correctly choose the ward(city)/GP(rural) where your residence is located, as this is required for transferring your application for verification to the concerned ward/GP official. Please carefully fill this information as wrong selection of ward/GP may result in rejection of your application.</p>										
[3]	City				BANGALORE NORTH TOWN ▼					
Ward No and Name				43-Nandini Layout ▼		Nandini Layout ▼				
Waiting for 164.100.80.172...										
<a href="#">Next Stage</a>										

After selecting the City/Panchayat and clicking on “Next Stage” Button and the Applicant is prompted to select the HOF. If female members greater than eighteen years of Age are members of the Application, then only the female members are available for HOF selection.

New Online Application For Ration Card										
<input checked="" type="radio"/> New Ration Card Request <input type="radio"/> Edit Saved Request										
Enter Application No. 208629665										
Address								Mobile No.	Card Type Applied	
D/O: NARAYANAPPA#203 6TH CROSS 13TH MAIN ROAD D GROUP LAYOUT A BLOCK OPP 1ST WATER TANK 560091								XXXXXXXXXX	NPHH	
Name	Name in Kannada	Member's Date Of Birth	Member's Year Of Birth	Gender	AADHAR No	Mobile No.	Photo	Status	Select the Members to be deleted	
Sneha N	ಸೌಹೇಬ್ ಎನ್	28/08/1990		Female	XXXXXXXXXX	XXXXXXXXXX		ADDED	<input type="checkbox"/>	
Shashikala G S	ಶಶಿಕಲಾ ಜಿ ಎಸ್	28/07/1990		Female	XXXXXXXXXX	0		ADDED	<input type="checkbox"/>	
<a href="#">Delete/Add again</a>										
Select Family Head				Shashikala G S ▼						
<a href="#">Next Stage</a>										

The user has to select the eldest Member as the HOF and click on “Next Stage” Button.

# New Online Application For Ration Card

### New Online Application For Ration Card

New Ration Card Request     Edit Saved Request

Enter Application No.

Address						Mobile No.	Card Type Applied
D/O: NARAYANAPPA#203 6TH CROSS 13TH MAIN ROAD D GROUP LAYOUT A BLOCK OPP 1ST WATER TANK 560091						XXXXXXXXXX	NPHH

Name	Name in Kannada	Member's Date Of Birth	Member's Year Of Birth	Gender	AADHAR No	Mobile No.	Photo	Status	Select the Members to be deleted
Sneha N	ಸೇಹಾ ಎನ್	28/08/1990		Female	XXXXXXXXXX	XXXXXXXXXX		ADDED	<input type="checkbox"/>
Shashikala G S	ಶಶಿಕಲಾ ಜಿ ಎಸ್	28/07/1990		Female	XXXXXXXXXX	0		ADDED	<input type="checkbox"/>

Name in English		Relationship Status
<input type="button" value="Select"/>	Sneha N	<input type="button" value="Select Relation"/>
<input type="button" value="Select"/>	Shashikala G S	<input type="button" value="Family Head"/>

Here, the relationship of the members with HOF has to be assigned by clicking on the “Select” Button for the members.

### New Online Application For Ration Card

New Ration Card Request     Edit Saved Request

Enter Application No.

Member Detail:	
Name in English	<input type="text" value="Sneha N"/>
Relationship Status	<input type="text" value="Younger Sister"/>

# New Online Application For Ration Card

Then the Applicant is prompted to provide willingness to draw Ration and whether requires the verified copy of the Ration card which will be printed on the prescribed stationery of the department which would be delivered through speed post to the selected address within 15 days. The department would charge Rs.100 for this service and this amount would be required to be paid to the Postman who delivers the Ration card to your Address.

# New Online Application For Ration Card

If the Applicant is willing to draw ration, then based on number of Members in the Application, the allotted ration and the rate for the ration is displayed as shown below Screenshots and then the proceed to specimen copy of Ration Card.

<input checked="" type="radio"/> New Ration Card Request <input type="radio"/> Edit Saved Request Enter Application No. : 208629665										
Address								Mobile No.	Card Type Applied	
D/O: NARAYANAPPA #203 6TH CROSS 13TH MAIN ROAD D GROUP LAYOUT A BLOCK OPP 1ST WATER TANK 560091								XXXXXXXXXX	NPHH	
Name	Name in Kannada	Member's Date Of Birth	Member's Year Of Birth	Gender	AADHAR No	Mobile No.	Photo	Status	Select the Members to be deleted	
Sneha N	ಸ್ನೇಹ ಎನ್	28/08/1990		Female	XXXXXXXXXX	XXXXXXXXXX		ADDED	<input type="checkbox"/>	
Shashikala G S	ಶಶಿಕಲಾ ಜಿ ಎಸ್	28/07/1990		Female	XXXXXXXXXX	0		ADDED	<input type="checkbox"/>	
<a href="#">Delete/Add again</a>										
Are You willing to Draw Ration ?									<input checked="" type="radio"/> Yes <input type="radio"/> No	
You are entitled to draw your ration based on the print of the Ration card taken on any A4 size plain paper. However, the department can deliver the verified copy of the Ration card which has been printed on the prescribed stationery of the department. It would be delivered through speed post to your selected address within 15 days. The department would charge Rs.100 for this service and this amount would be required to be paid to the Postman who delivers the Ration card to your Address. Are you agreeable for the same?									<input checked="" type="radio"/> Yes <input type="radio"/> No	
Your entitlement of Food grains and rate to be paid by you is as below:										
More than 1 Member RC					Rice	5	Wheat	5		
Rate: Rice 15/Kg. Wheat 10/Kg					Bill Amount: Rs. 125/-					
<a href="#">Proceed</a>										
You can collect your entitled ration from any ration shop in your city/taluk by showing the coupon or by biometric authentication at any ration shops in the state which has facility for the same. You can collect your coupon on your aadhar registered mobile phone by dialling 161 or by bio-metric authentication at any service KIOSK in your district.										

If the Applicant feels that the details in the Specimen copy is correct, then can proceed to generate Ration Card by clicking on "Generate RC" Button.

ಕುಟುಂಬ ಸದಸ್ಯರ ವಿವರಗಳು  
Family Member's Detail

ಸ್ನೇಹ ಎನ್ ಕೂಗಿ (26) SNEHA N	 PHOTO NOT AVAILABLE
-----------------------------------	-------------------------

208629665-3

ಕರ್ನಾಟಕ ಸರ್ಕಾರ  
**GOVERNMENT OF KARNATAKA**  
 ಆಹಾರ, ನಾಗರಿಕ ಸರಬರಾಜು ಮತ್ತು ಗ್ರಾಹಕ ವ್ಯವಹಾರಗಳ ಇಲಾಖೆ  
**Food, Civil Supplies and Consumer Affairs Department**  
 ಕಾರ್ಯಾಲಯ: ಚಂಗನಾಪುರ ಲಾಠಿ ಭವನ, ಚಂಗನಾಪುರ  
 ಮಹಾ ನಗರೀಯ ಸಂಸ್ಥೆ Ration Card No.:

ಶಶಿಕಲಾ ಜಿ ಎನ್ (26) SHASHIKALA G S	 PHOTO NOT AVAILABLE
--------------------------------------	-------------------------

D/O: ನಾರಾಯಣಪ್ಪ #203 6th Cross 13th Main Road D Group Layout A Block Opp 1st Water Tank 560091  
 D/O: NARAYANAPPA #203 6TH CROSS 13TH MAIN ROAD D GROUP LAYOUT A BLOCK OPP 1ST WATER TANK

ಸದಸ್ಯರ ಸಂಖ್ಯೆ Family Members : 2




ಅನು ಗ್ರಾಹಕರ ಸಂಖ್ಯೆ ಮತ್ತು ಹೆಸರು :  
 Consumer No. & Distributor's Name :  
 ನ್ಯಾಯಾಲಯ ಅಂಗಡಿಯ ಸಂಖ್ಯೆ ಮತ್ತು ಹೆಸರು :  
 Fair Price Shop No. & Name :  
 81-C.C.S.JAIBHUVANESHWARI NAGARA  
 ಚೃಪಮಣಿಪುರದ ಚಂಗನಾಪುರ  
 ಕೂಗಿಯ ಮಂದಾರಣಿ ಸಂಖ್ಯೆ : 080-22340391   ದಿನಾಂಕ : 05/01/2017  
 Office Phone No.:      Date :

[Generate RC](#)   [Exit](#)

If you felt details are correct click on "Generate RC" to get your Ration card For any clarification TOLL FREE NO IS:1967

Disclaimer: This Ration card is issued only for the purpose of drawing entitled quantity of Food grains from the Fair Price shop by the card holder. The Personal details of the card holder are based on self declaration of the card holder. The department of Food, Civil Supplies and Consumer Affairs Department, does not certify the correctness of the particulars furnished by the card holder. ಈ ಪಡಿತರ ಚೀಟಿಯನ್ನು ಪಡಿತರ ಚೀಟಿದಾರರು ತಮ್ಮ ಅರ್ಹತೆಯನ್ನು ಸಾಧಿಸುವುದಕ್ಕಾಗಿ ಅಂಗಡಿಯಿಂದ ಪಡೆಯುವ ಉದ್ದೇಶಕ್ಕಾಗಿ ಮಾತ್ರ ನೀಡಲಾಗಿದೆ. ಅರ್ಜಿದಾರರು ನೀಡಿರುವ ಸ್ವಯಂಘೋಷಿತ ವೈಯಕ್ತಿಕ ಮಾಹಿತಿಯಂತೆ ಈ ಪಡಿತರ ಚೀಟಿಯನ್ನು ಸೃಷ್ಟಿಸಲಾಗಿದೆ. ಆಹಾರ, ನಾಗರಿಕ ಸರಬರಾಜು ಮತ್ತು ಗ್ರಾಹಕ ವ್ಯವಹಾರಗಳ ಇಲಾಖೆಯು ಈ ವೈಯಕ್ತಿಕ ಮಾಹಿತಿಯ ನೈಜತೆಯ ಬಗ್ಗೆ ದೃಢೀಕರಣ ನೀಡುವುದಿಲ್ಲ.

# New Online Application For Ration Card

<p>ಕುಟುಂಬ ಸದಸ್ಯರ ವಿವರಗಳು Family Member's Detail</p>	<p><b>NPHH</b> 208629665-3</p>  <p>ಆಯ್ಕೆ ಮಾಡಿದ ವಿಭಾಗ ಮತ್ತು ವಿಧ <b>Non-Priority Household Non Gas</b> Opted to draw Ration</p>
<p>ವ್ಯಕ್ತಿಯ ಹೆಸರು ಕುಟುಂಬ (26) XXXXXXXXXXXX SNEHA N</p> 	<p>ಕರ್ನಾಟಕ ಸರ್ಕಾರ <b>GOVERNMENT OF KARNATAKA</b> ಆಹಾರ, ನಾಗರಿಕ ಸರಬರಾಜು ಮತ್ತು ಗ್ರಾಹಕರ ವ್ಯವಹಾರಗಳ ಇಲಾಖೆ <b>Food, Civil Supplies and Consumer Affairs Department</b> ಕಾರ್ಯಾಲಯ : ಬೆಂಗಳೂರು ಆಯ್ಕೆ ಕಛೇರಿ : ಬೆಂಗಳೂರು ಬಿಡುಗಡೆ ಮಾಡಿದ ಸಂಖ್ಯೆ Ration Card No.: <b>20200344853</b></p>
<p>ಬಿಡುಗಡೆ ದೃಢೀಕರಣ ಮತ್ತು ಹೆಚ್ಚಿನ ಮಾಹಿತಿಗಾಗಿ ದಯವಿಟ್ಟು ಇಲಾಖೆಯ ವೆಬ್ ಸೈಟ್ <a href="http://ahara.kar.nic.in">http://ahara.kar.nic.in</a> ಗೆ ಭೇಟಿ ನೀಡಿ ಗ್ರಾಹಕ ಸಹಾಯಕರರ (ಸಂಖ್ಯೆ): 1967 &amp; 1800-425-9339 For additional Information on public distribution system please visit department website <a href="http://ahara.kar.nic.in">http://ahara.kar.nic.in</a> Consumer Helpline (Toll Free): 1967 &amp; 1800-425-9339</p>	<p>ಕುಟುಂಬದ ಸದಸ್ಯರ ಹೆಸರು (26) SHASHIKALA G S XXXXXXXXXXXX</p>  <p>D/O: ನಾರಾಯಣಪ್ಪ #203 6th ಕ್ರಾಸ್ 13th ಮುಖ್ಯರಸ್ತೆ 81 ಗ್ರೂಪ್ ಲೇಔಟ್ ಎ ಬ್ಲಾಕ್ 1st ಘಟು ಲಯ್ಔಟ್ ಎಯರು D/O: NARAYANAPPA #203 6TH CROSS 13TH MAIN ROAD D GROUP LAYOUT A BLOCK OPP 1ST WATER TANK ಬ್ಲಾಕ್. ಆರ್. ನಂ. RR No : <b>ಸದಸ್ಯರ ಸಂಖ್ಯೆ Family Members : 2</b></p> <p>ಇತರ ಗ್ರಾಹಕರ ಸಂಖ್ಯೆ ಮತ್ತು ಹೆಸರು : Consumer No. &amp; Distributor's Name : ವ್ಯಾಪಕರ ಅಂಗಡಿಯ ಸಂಖ್ಯೆ ಮತ್ತು ಹೆಸರು : Fair Price Shop No. &amp; Name 81-ಸಿ.ಸಿ.ಜೈಭುವಣೇಶ್ವರಿ ನಗರ 81-C.C.S.JAIBHUVANESHWARI NAGARA ಪ್ರಭುದೇವೇಂದ್ರನಗರ ಬೆಂಗಳೂರು ತೆಳುಬೆಂಗಳೂರು ದುರದಾರ್ಶಿ ಸಂಖ್ಯೆ : 080-22340391 ದಿನಾಂಕ : 05/01/2017 Office Phone No.: Date :</p>
<p><b>Disclaimer:</b> This Ration card is issued only for the purpose of drawing entitled quantity of Food grains from the Fair Price shop by the card holder. The Personal details of the card holder are based on self declaration of the card holder. The department of Food, Civil Supplies and Consumer Affairs Department, does not certify the correctness of the particulars furnished. ಈ ಬಿಡುಗಡೆ ಮಾಡಿದ ವಿವರಗಳು ಮತ್ತು ಆಹಾರ ಸರಬರಾಜು ಇಲಾಖೆಯು ಖಾಸಗಿಯಾಗಿ ಒದಗಿಸಿದ ವಿವರಗಳನ್ನು ದೃಢೀಕರಿಸುವುದಿಲ್ಲ. ಆಹಾರ, ನಾಗರಿಕ ಸರಬರಾಜು ಮತ್ತು ಗ್ರಾಹಕರ ವ್ಯವಹಾರಗಳ ಇಲಾಖೆಯು ಈ ದೃಢೀಕರಣ ಮಾಡುವುದಿಲ್ಲ ಮತ್ತು ಈ ದೃಢೀಕರಣ ಮಾಡುವುದಿಲ್ಲ. ಈ ಬಿಡುಗಡೆ ಮಾಡಿದ ವಿವರಗಳು ಮತ್ತು ಆಹಾರ ಸರಬರಾಜು ಇಲಾಖೆಯು ಖಾಸಗಿಯಾಗಿ ಒದಗಿಸಿದ ವಿವರಗಳನ್ನು ದೃಢೀಕರಿಸುವುದಿಲ್ಲ. ಆಹಾರ, ನಾಗರಿಕ ಸರಬರಾಜು ಮತ್ತು ಗ್ರಾಹಕರ ವ್ಯವಹಾರಗಳ ಇಲಾಖೆಯು ಖಾಸಗಿಯಾಗಿ ಒದಗಿಸಿದ ವಿವರಗಳನ್ನು ದೃಢೀಕರಿಸುವುದಿಲ್ಲ.</p>	
<p><input type="button" value="Print"/> <input type="button" value="Exit"/></p>	